

Personal Protective Equipment: REUSE

The following procedure must take place outside the patient room or care area.
NEVER reuse PPE that becomes damaged or soiled during patient care activities.

GOWN & GLOVES


1. Perform hand hygiene.



2. Wear clean isolation gown.



3. Wear gloves.



4. Carefully remove reused N95 from paper bag.



5. Inspect N95 for damage or contamination.




6. Wear N95. Perform seal check.




7. Remove gloves.



8. Perform hand hygiene.



9. Wear a new pair of gloves.



10. Carefully remove eyewear from paper bag.



11. Inspect eyewear for damage or contamination.



12. Wear protective eyewear. Recheck seal of N95.




13. Discard paper bags. Disinfect surface/counter.



14. Inspect PPE.



15. Sign into Staff Log prior to entering patient room.



N95 RESPIRATOR

Avoid touching the outer area of N95.

HAND HYGIENE & NEW GLOVES

EYE PROTECTION & CLEAN UP